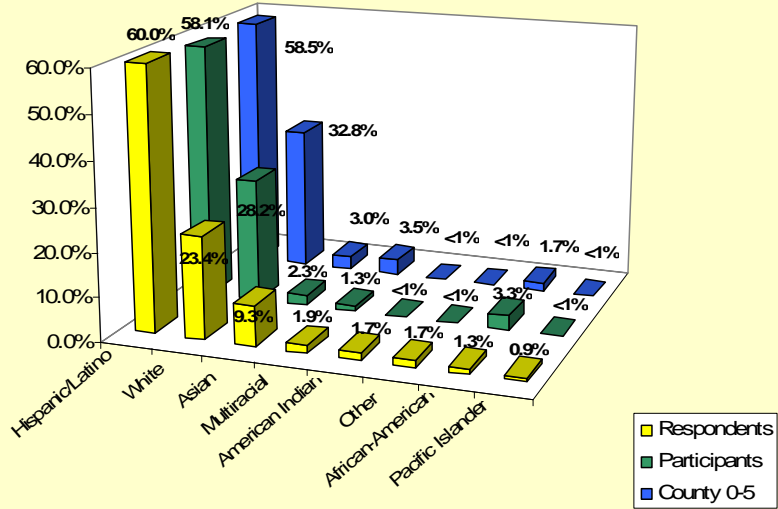




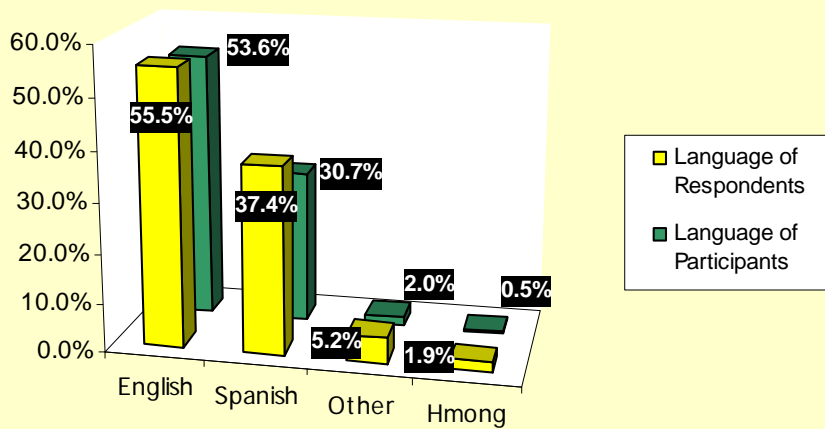
Survey Origination Summary

Program	English	Spanish	Provider	Invalid	Total Valid	Percent
SR	247	221	20	73	488	24.3%
FRC	271	94	38	22	403	20.1%
Unknown	98	114	140	16	352	17.6%
CARES	291	0	24	6	315	15.7%
WIC	136	72	0	0	208	10.4%
CCC	40	18	0	0	58	2.9%
El Concilio	1	47	0	3	48	2.4%
Healthy Starts	18	6	6	10	30	1.5%
Medical Clinics	12	10	9	4	31	1.5%
HSA	7	7	11	0	25	1.2%
Misc	21	0	0	1	21	1.0%
Hutton House	0	0	9	0	9	0.4%
Breastfeeding	0	0	8	0	8	0.4%
211	6	0	0	1	6	0.3%
FIP	0	0	3	0	3	0.1%
TOTALS	1148	589	268	136	2005	100.0%

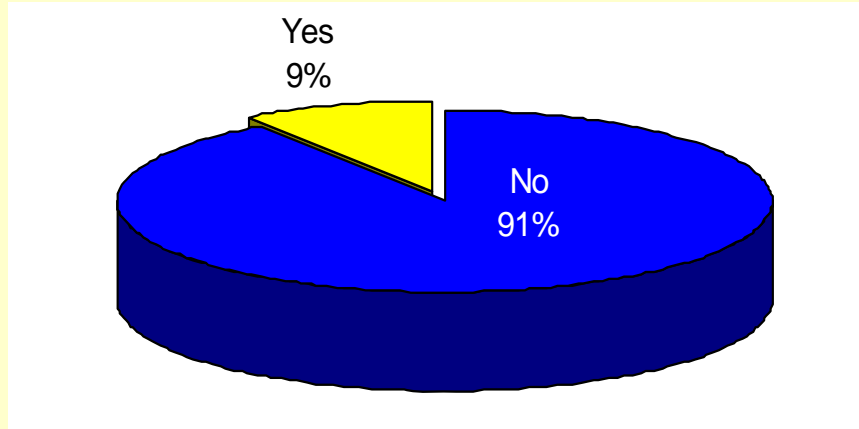
Race/Ethnicity



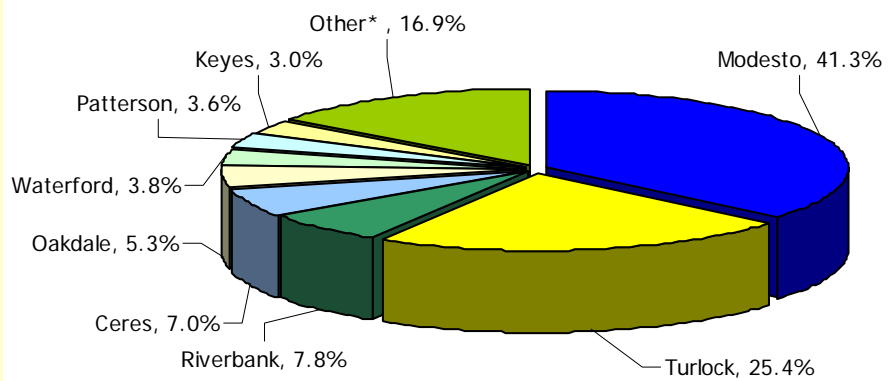
Language Preference



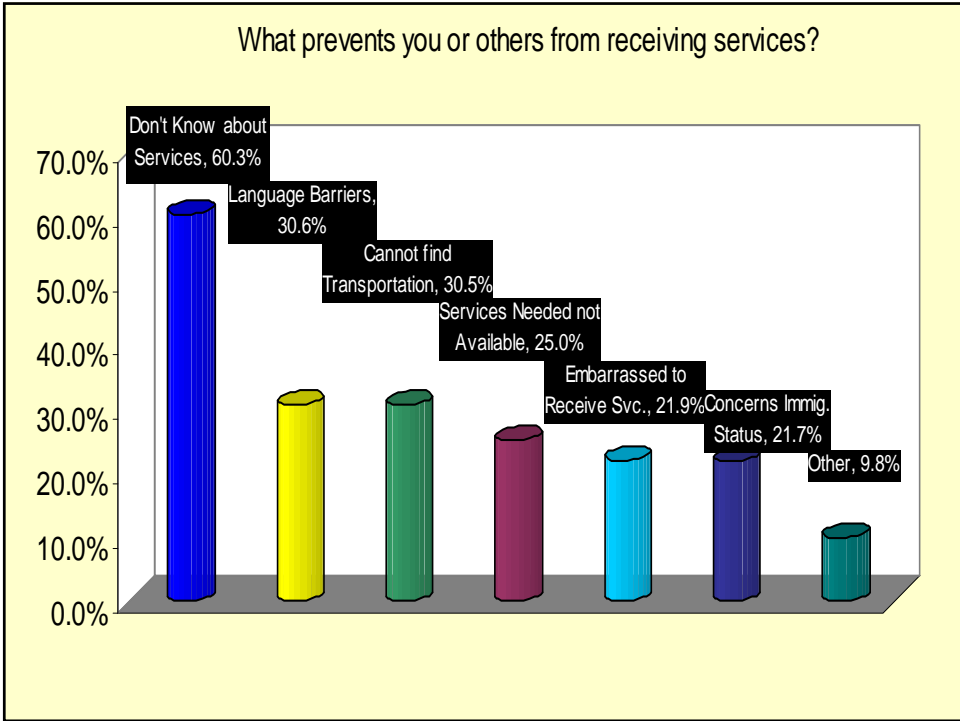
Pregnancies



Respondents' Residence/Service Area



*Countywide, Salida, Westley/Grayson, Newman, Empire, Crows Landing, Denair, Knights Ferry



What is the best way for you or others to find out about services or information for young children?

Television	42.1%
School Fliers	39.3%
Newspaper	36.6%
Community Events	28.1%
Other Parents	27.2%
Radio	23.6%
Church or other faith organization	20.0%
Parent Groups	13.5%
Other	12.1%
Ads on Bus	10.2%

Service	Total Responses	English	Spanish	Provider	White	Hispanic / Latino	Asian	0-5	Pregnant
Affordable childcare	48.0%	50.2%	42.1%	50.8%	55.2%	46.6%	29.5%	48.2%	43.0%
Preschool Classes	47.9%	52.8%	51.0%	20.0%	50.7%	51.4%	65.8%	56.0%	52.9%
Parenting Classes	43.2%	40.9%	38.5%	63.2%	42.6%	38.3%	37.7%	39.2%	41.3%
Assistance with Food/Shelter/Clothing/Employment	42.3%	44.8%	36.6%	43.2%	45.9%	40.8%	38.4%	43.4%	38.8%
Developmental Screenings	36.7%	39.2%	32.3%	35.2%	39.5%	35.1%	44.5%	39.9%	31.4%
Assistance with health insurance for children	35.4%	36.3%	35.9%	30.4%	35.9%	37.1%	30.1%	34.6%	41.3%
Child Abuse Awareness and Prevention	31.3%	31.8%	28.5%	35.2%	36.4%	28.8%	23.3%	28.6%	31.4%
CPR/First Aid Classes for Parents	31.3%	31.4%	39.3%	14.4%	32.8%	36.3%	29.5%	37.2%	39.7%
Domestic Violence Assistance/Prevention	29.4%	26.4%	30.2%	40.4%	26.3%	29.3%	18.5%	24.7%	24.0%
Children's Health, Nutrition, Safety Classes	29.4%	28.5%	36.1%	18.8%	27.2%	31.2%	41.1%	31.5%	33.9%
Children's Mental Health Counseling	28.9%	26.3%	26.8%	44.8%	28.9%	26.8%	15.1%	24.8%	23.1%
Substance Abuse Prevention/Support	28.7%	23.9%	33.6%	39.2%	31.4%	28.7%	13.7%	25.2%	25.6%
Parent Mental Health Counseling	26.8%	23.7%	22.4%	50.0%	24.6%	22.3%	21.9%	21.6%	22.3%
Classes that help children/families Prepare for School	25.9%	22.3%	37.4%	17.6%	19.0%	33.1%	24.7%	28.9%	27.3%
Assistance Finding Resources/Services	22.9%	23.2%	19.7%	28.4%	23.8%	19.5%	35.6%	23.7%	20.7%
Child Car Seat Classes	20.1%	20.0%	24.3%	11.6%	14.8%	22.7%	30.8%	22.3%	26.4%
Supportive Services Throughout Pregnancy	16.7%	15.4%	18.2%	19.2%	14.8%	16.1%	16.4%	14.5%	33.9%
Support with Strengthening Relationships	15.5%	15.7%	13.9%	18.0%	18.8%	13.5%	17.8%	14.2%	10.7%
Assistance Finding Quality Childcare	15.3%	16.2%	16.3%	9.2%	16.0%	17.5%	9.6%	17.2%	9.1%
Life Skills Classes/Assistance	14.6%	14.4%	10.8%	23.6%	12.3%	12.0%	20.5%	12.3%	9.9%
Classes that Teach Children's Safety	13.3%	14.7%	14.4%	4.8%	14.0%	15.5%	19.2%	16.0%	17.4%
Assistance with Children's Oral Health	13.2%	14.5%	13.5%	6.8%	14.6%	14.3%	11.0%	13.6%	14.0%
Vaccination Information/Assistance	11.4%	13.4%	9.5%	6.4%	13.7%	10.4%	13.7%	12.2%	11.6%
Training/Consultation for Accessing Agencies	10.2%	12.4%	6.1%	9.2%	9.8%	9.8%	16.4%	10.4%	6.6%
Assistance with Preventive/Ongoing Health Care	10.1%	10.3%	7.4%	14.8%	10.9%	8.3%	12.3%	7.7%	8.3%
Assistance finding a Doctor for Children	9.8%	11.2%	7.8%	8.0%	9.0%	9.2%	20.5%	10.3%	12.4%
Classes about or Support with Infant Health	9.1%	8.0%	10.8%	10.0%	7.6%	9.9%	8.9%	8.1%	18.2%
Other Services	3.4%	4.1%	0.9%	5.6%	2.8%	0.9%	17.8%	3.5%	0.8%

